

LumiBright™ Products

Die Placement Chart



The following chart displays our standard LED board configurations.

- All die are nominally 1.07 mm on a side (42 mil)
- Configurations are valid for LumiBright Light Engines, Tapers, Projectors, Fiber Coupled devices and LumiBright Boards.
- Individual product sheets will indicate the number of wavelengths and total number of die available per product.

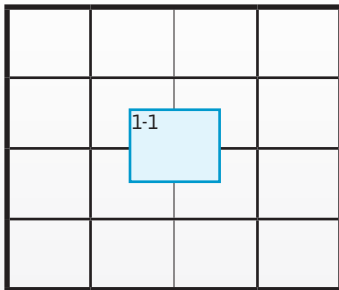
DIE PLACEMENT CHART

(For multi-color products please contact an applications engineer.)

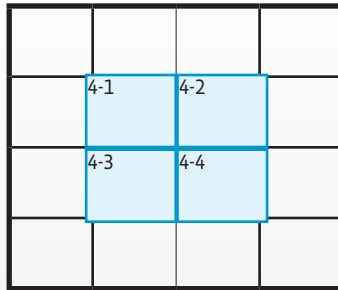
DIRECTIONS:

Refer to the wavelength chart and place the desired bin codes in the appropriate positions on the chart below. The dashed numbers are for reference in communication.

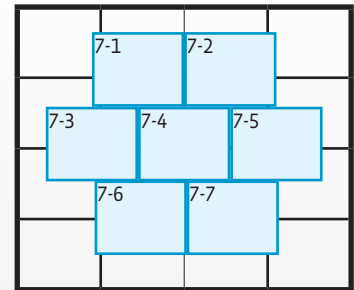
1 DIE



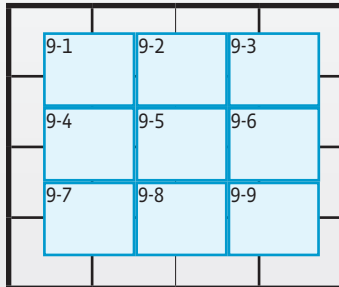
4 DIE



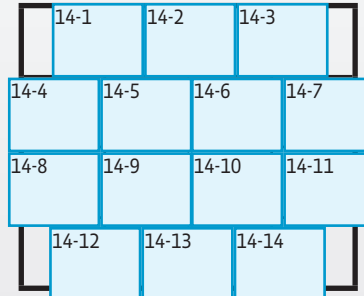
7 DIE



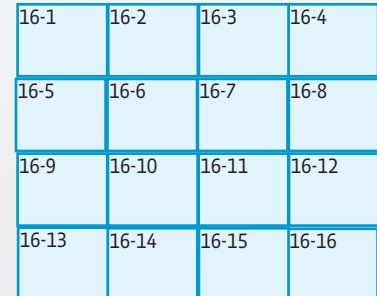
9 DIE



14 DIE



16 DIE



* Other configurations available upon request

